

VX1600-C@V3 Series Unified Network Storage

Overview

VX1600-C@V3 series storage, with high performance, high reliability, low power consumption and high usability, is an economy type unified network storage developed especially for video surveillance. Integrating a range of features such as video data management, iSCSI storage, RAID processing, permanent data protection and cutting-edge disk management technology, this device offers concurrent block access performance (iSCSI), and thus to be a comprehensive solution to storage in video surveillance.



Features

Intelligent RAID Engine (ISET)

- Convenient RAID application

The RAID can be used immediately after being created. The system automatically initializes at the background.

- Free from the impact of abnormal RAID status

The performance of storage devices usually deteriorates in the case of RAID degradation. The Intelligent RAID Engine technology can be a shield against the impact of abnormal RAID status on services to ensure the normal operation of front-end monitoring services.

- Free from the influence of concurrent reading/writing

The IOPS multiplies when concurrent reading and writing occurs on a disk. The Intelligent RAID Engine technology can be a shield against the impact of video recording and playback to ensure the normal operation of front-end services.

- Cache algorithms for videos

Optimized read/write cache management algorithm, greatly improving access performance and extending the lifespan of HDDs.

- Dynamic adjustment of reconstruction speed

The system adjusts the reconstruction speed automatically based on the system conditions to reduce the impact of RAID reconstruction on services and to improve the effective utilization of system resources.

Super Error Correction (SEC)

- Automatic disk inspection and repair

The unique hard disk fault-tolerant processing algorithm ensures service continuity even when multiple disk errors exist in the array. Fault sectors can also be automatically repaired.

- Fast disk reconstruction

Data can be copied to a hot spare disk within a short period. This substantially reduces the read I/O of disk, speeds up the reconstruction, and avoids data loss.

- RAID superblock backup

Array composition is not affected when data in a certain sector cannot be read. In addition, damaged data can be repaired by using the backup sector to improve array reliability.

Data Protection

- Data safe box

Online embedded UPS protection and data safe box are provided to ensure secure writing of cache data into data safe box at unexpected power-off without data loss.

- Disk pre-copying

Pre-detection of failure is implemented to transfer data from risky disk to the hot spare disk.

- Disk protection

Once a disk error is detected, the disk repair process would automatically start. Data in the failed disk is recalculated from other disk in the array to remap the bad blocks of disk.

- Link protection

Link aggregation and dynamic failover ensure the read/write bandwidth without affecting the availability of data channels.

High-Quality Hardware Design

- High density

The innovative enclosure with 4U height that holds up to 48 disks, is space-saving.

- Carrier-class applications with high availability

The application of Intel 64-bit server platform architecture, 64-bit multi-core processor, ECC DDR4 memory, and 64-bit storage OS ensure excellent service continuity by providing stable and reliable data access. The system availability reaches up to 99.999%.

- Watchdog

The system would be forced into the security mode in case of a failure. High-speed cache data is stored in the data safe box. Storage media in the data safe box can roam to the new system together with the array disk. The system can be recovered securely and conveniently.

- Redundant power supplies

The hot-swappable power supply is designed in redundancy and load balancing mode. Automatic power switching in case of failure and online replacement of failed power supply are supported.

- Overload protection

The mechanism of hardware overload protection is provided. When the temperature reaches the protection threshold, the system automatically turns off to protect the disk data.

- When CPU and memory malfunction or reach the protection threshold, the system automatically sends alarm messages through mails, short messages, and SNMP Trap.

- Power protection

Disk powered on sequentially during system startup, protection from impulse current.

- Multistage fan speed and energy saving

Fans with multistage speed are configured in the hot-swappable frame in redundancy mode. System power consumption can be balanced intelligently with heat dissipation calculation to ensure low power consumption and stable operation of the system.

- Convenient maintenance

Functions as indicator alarm, mail alarm, SNMP Trap alarm and SMS alarm are supported.

Automatic startup after unexpected power-off, and timed startup and shutdown are also available.

The environmental monitoring function allows the monitoring of the utilization of network interface and CPU, the querying of the access of LUN and RAID, as well as the management of device voltage and temperature. In this way, administrators can comprehensively inspect system operation condition and reasonably allocate resources to maximize the device performance.

Green Technology and Energy Conservation

- Intel CPU with cutting-edge process technology and advanced architecture

- Particularly selected chips with low power consumption for service model of video surveillance

- Unique simplified design of board

Reduced component type and quantity, under the affirmatory premise of the function, performance and reliability

- Multistage fan speed

Several temperature sensors are configured and built inside to intelligently control the fan speed.

- Hibernation for unoccupied disks

- Intelligent cache design

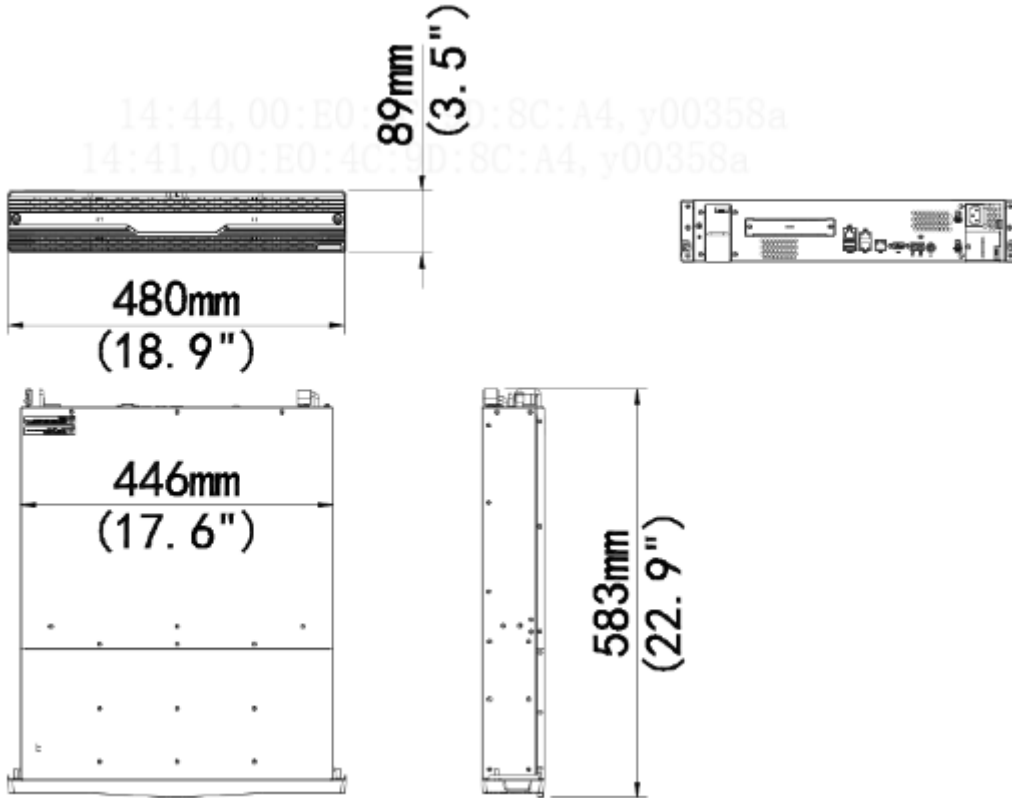
Reasonably sort and buffer the read/write data by intelligent algorithm reduce the disk read/write times, and reduce the hard disk power consumption.

Specifications

Item		VX1612-C@V3	VX1616-C@V3	VX1624-C@V3	VX1636-C@V3	VX1648-C@V3
performance	Video Mode	320-channel(640Mbps) recording, 160-channel(640Mbps) forwarding, 32-channel(64Mbps) playback				
	IPSAN Mode	192-channel(384Mbps) recording, 19-channel(38Mbps) playback				
Storage controller		Intel 64-bit multi-core processor				
Memory		4 GB				
Front-end Service Interface		3 10/100/1000 Mbps Ethernet interface 4 port 2.5Gbps Ethernet interface module (optional)				
HDD		12 SATA interfaces	16 SATA interfaces	24 SATA interfaces	36 SATA interfaces	48 SATA interfaces
Disk Capacity		1 TB, 2 TB, 3 TB, 4 TB , 5 TB, 6 TB,8TB,10TB,12TB,14TB,16TB,18TB,20TB				
Video Management		Direct-to-iSCSI data block storage Video resource management Manual, scheduled, alarm-triggered recording Video download				
Video Retrieval & Playback		Video retrieval Playback control (start, pause, stop, drag, single frame forward, multi-speed forward, and multi-speed back) Playback stream via UDP,TCP Playback video tag setting				
RAID		JBOD and RAID 0,1, 5, 6 Dedicated hot-spare disk and global hot-spare disk				
Maximum Number of Logic Resources		1024				
Protocol Supported		iSCSI				
Alarm Feature		Indicator alarm, mail alarm, SNMP Trap alarm, and short message alarm				
Operating System		Windows and Linux				
Power Supply		1 default, 1 optional				
Battery		1 default				1 default, 1 optional
Dimension (H xWxD)		Controller enclosure: 89mm X 480m X583mm	Controller enclosure: 131mm X 482mm X583mm	Controller enclosure: 175mm X 482mm X583m	Controller enclosure: 175mm X 482mm X583m	Controller enclosure: 178mm X 482mm X801m
Power Consumption		Controller enclosure: < 186W(fully configured)	Controller enclosure :< 231W(fully configured)	Controller enclosure: < 331W(fully configured)	Controller enclosure :< 506W(fully configured)	Controller enclosure :< 700W(fully configured)
Power Supply		100 V – 127 V/ 200 V – 240 V AC, 60 Hz/50 Hz				
Weight		Controller enclosure : Fully configured: < 23kg	Controller enclosure : Fully configured: <27kg	Controller enclosure : Fully configured: <35kg	Controller enclosure : Fully configured: <45kg	Controller enclosure : Fully configured: <67kg
Authentication certificate		CE, FCC, RoHS, WEEE				
Operating temperature		5 °C~40°C / 41 °F ~ 104 °F,(10°C~ 35°C / 50 °F ~ 95°F Recommended)				

Dimension Figure

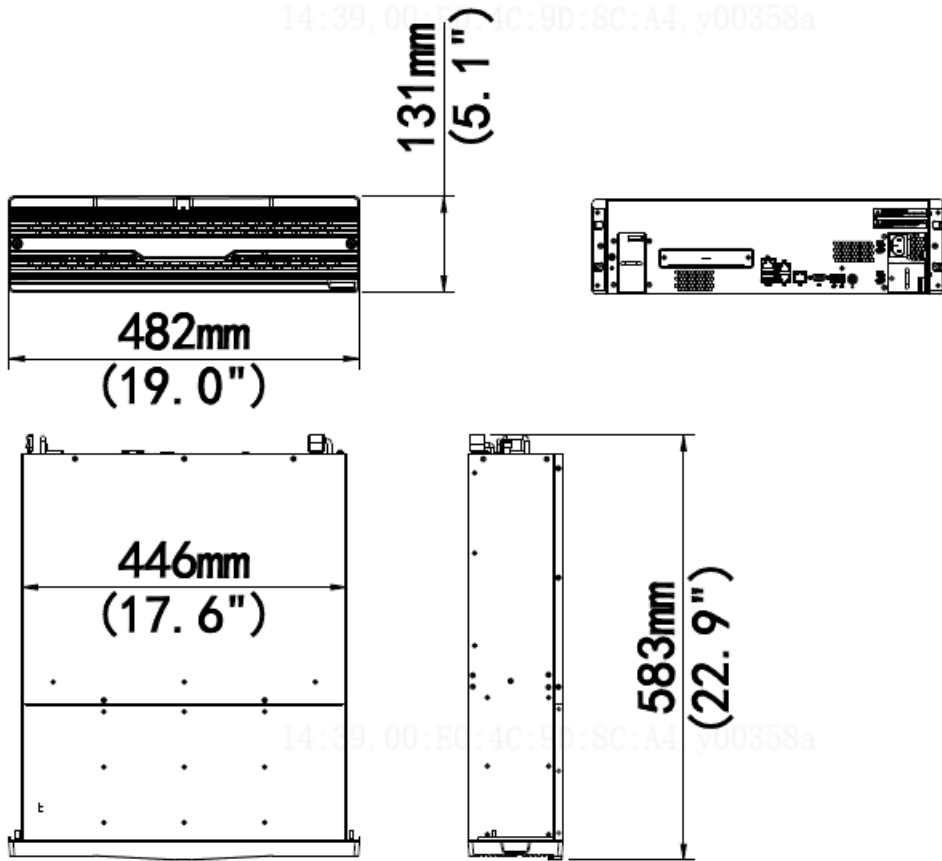
VX1612-C@V3



VX1616-C@V3

i8a

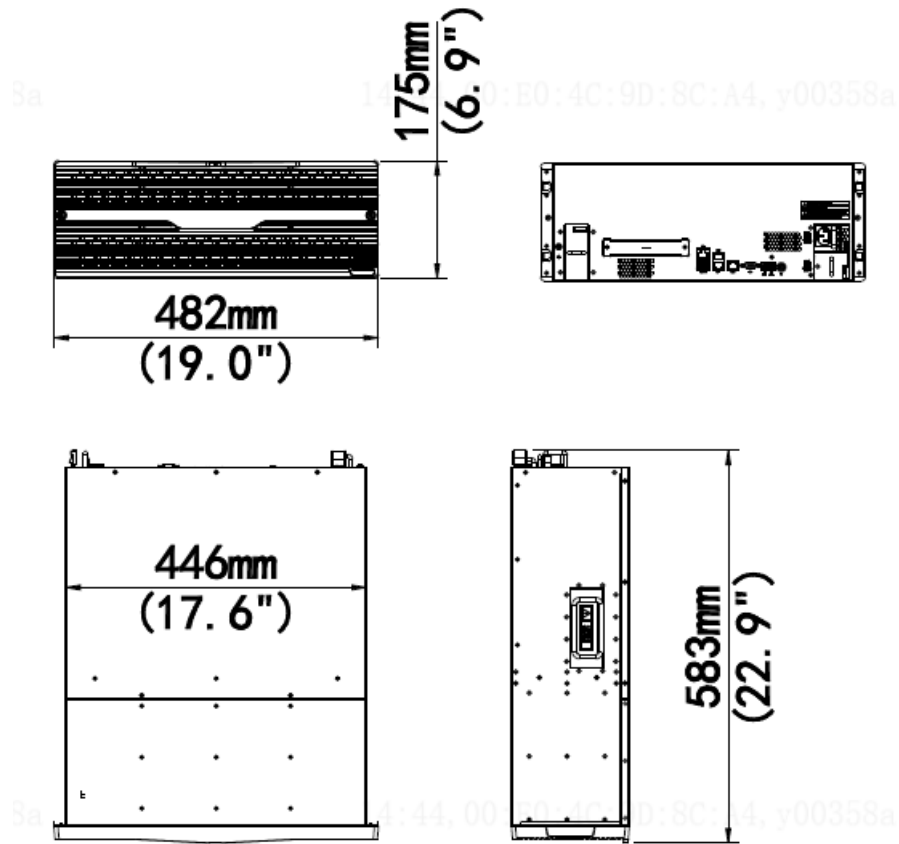
14:39,00:4C:9D:8C:A4,y00358a



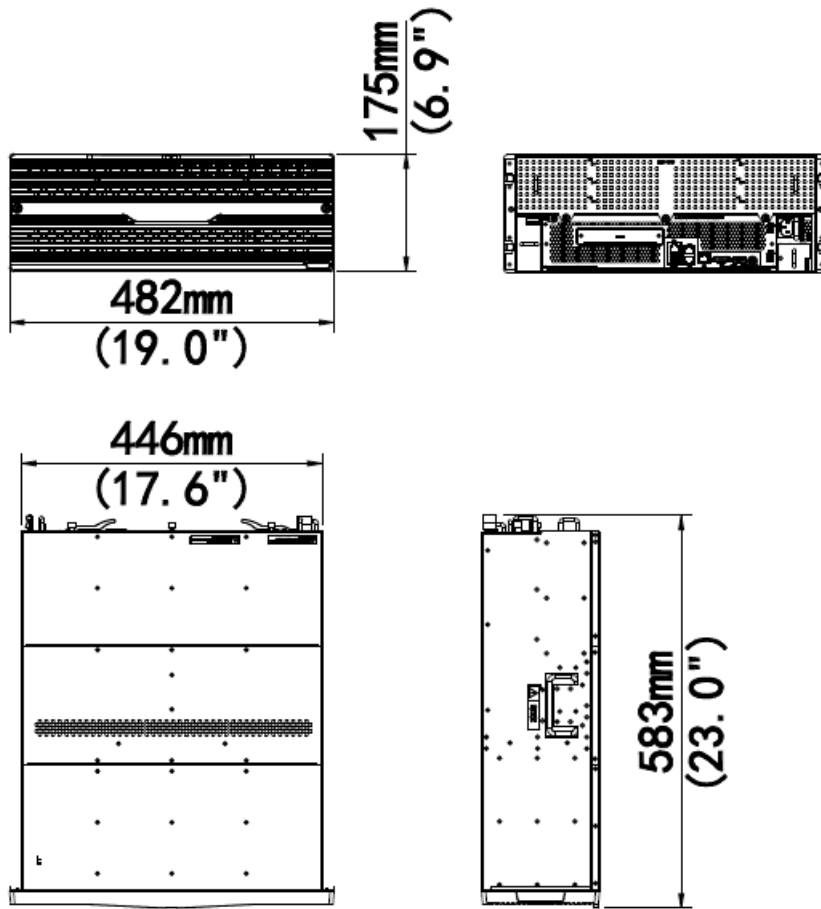
i8a

14:39,00:4C:9D:8C:A4,y00358a

VX1624-C@V3



VX1636-C@V3



VX1648-C@V3

